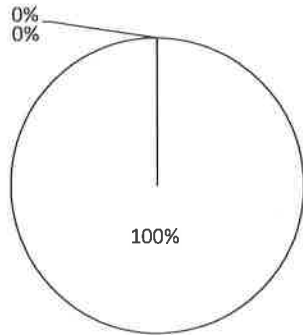


Mosquito OTC Results

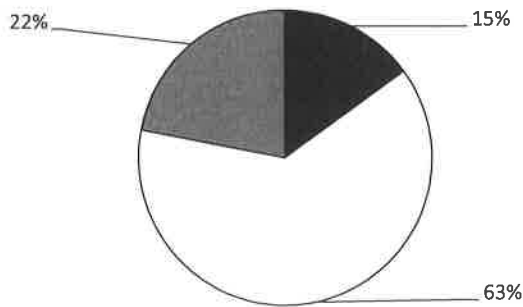
Year	Total # of Fish	% Fry	% Fingerling	% Natural
2012	20	0	100	0
2013	59	15	63	22
2014	137	87	3	10
2015	41	7.5	85	7.5

2012



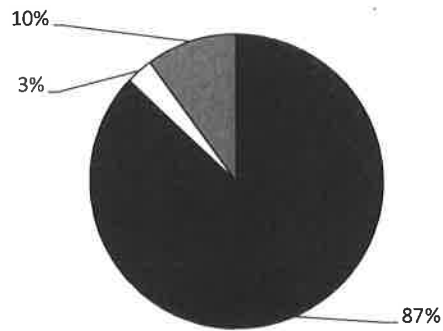
■ % Fry
□ % Fingerling
■ % Natural

2013



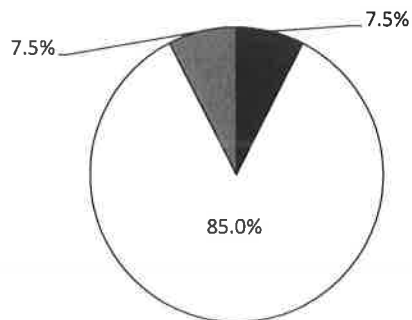
■ % Fry
□ % Fingerling
■ % Natural

2014



■ % Fry
□ % Fingerling
■ % Natural

2015

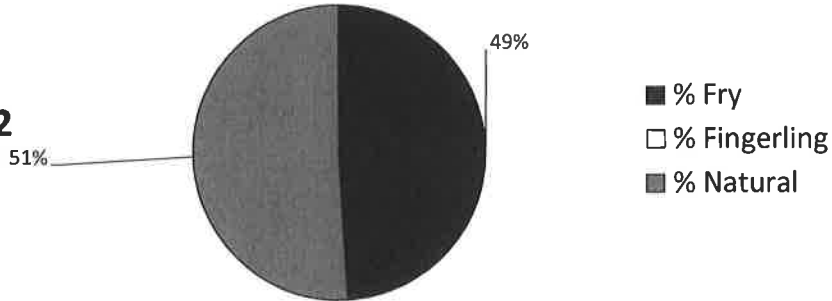


■ % Fry
□ % Fingerling
■ % Natural

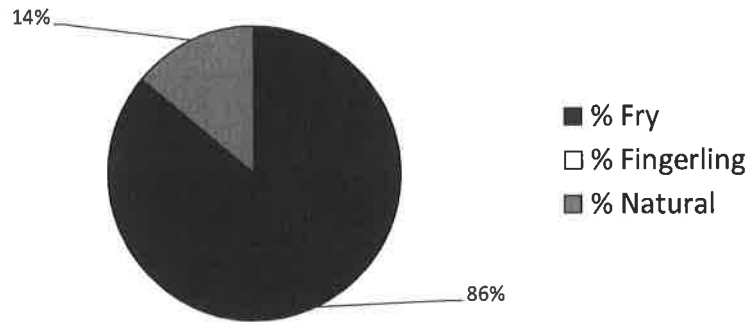
Berlin OTC Results

Year	Total # of Fish	% Fry	% Fingerling	% Natural
2012	70	49	N / A	51
2013	58	86	N / A	14
2014	122	50	N / A	50
2015	40	42	N / A	58

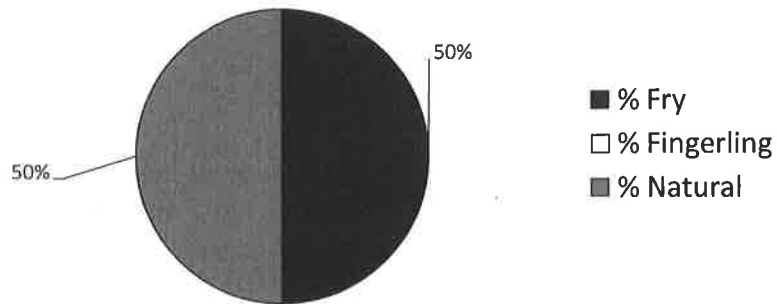
2012



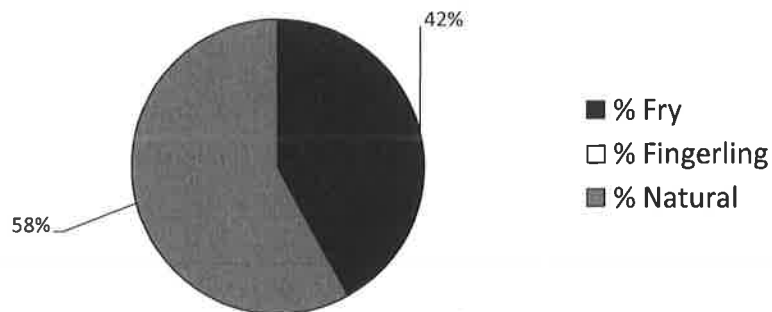
2013



2014



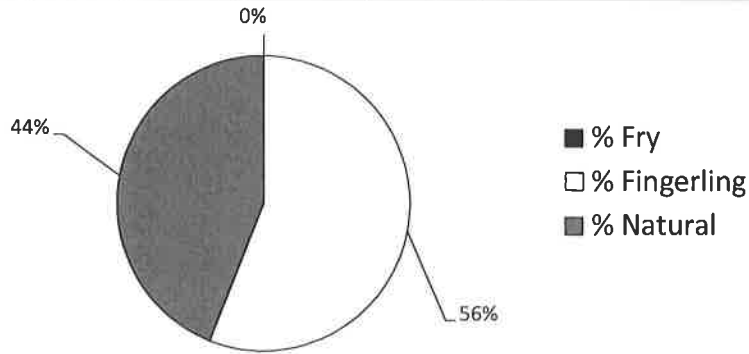
2015



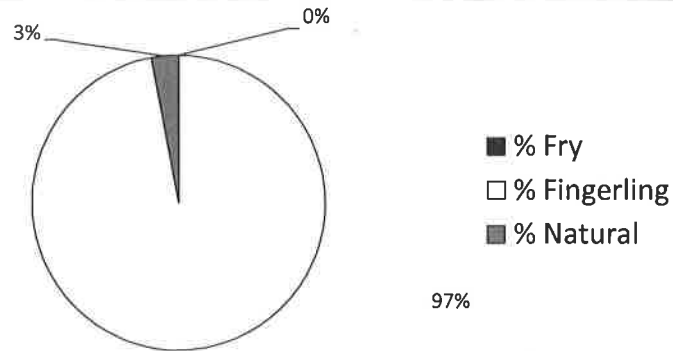
Milton OTC Results

Year	Total # of Fish	% Fry	% Fingerling	% Natural
2012	100	0	56	44
2013	58	0	97	3
2014	123	3	80	17
2015	40	0	88	12

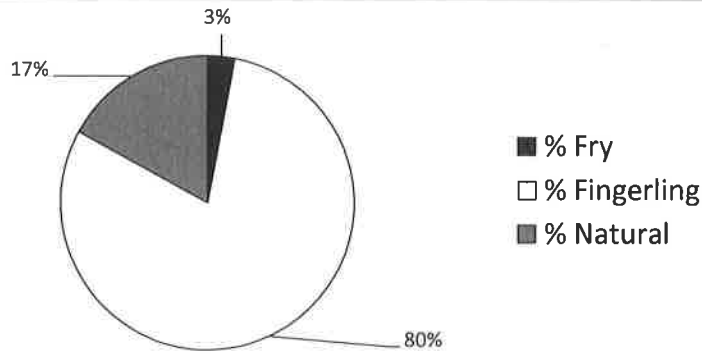
2012



2013



2014



2015

